

MONTEREY COUNTY

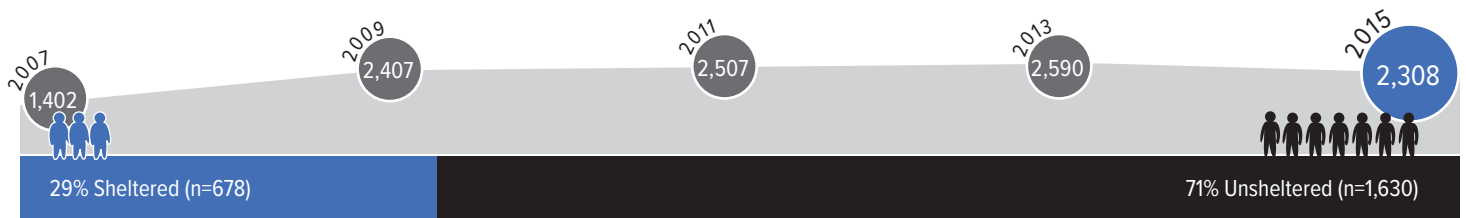
HOMELESS CENSUS & SURVEY

EXECUTIVE SUMMARY 2015

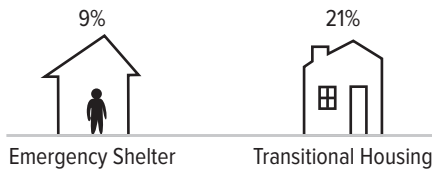
Every two years in January, communities across the country conduct comprehensive counts of their homeless population to gain a better understanding of the individuals who are currently experiencing homelessness, and to apply for federal funding for homeless programs.

The 2015 Monterey County Point-in-Time Count was a community-wide effort conducted on January 28, 2015. In the weeks following the street count, a survey was administered to 444 unsheltered and sheltered homeless individuals, in order to profile their experience and characteristics.

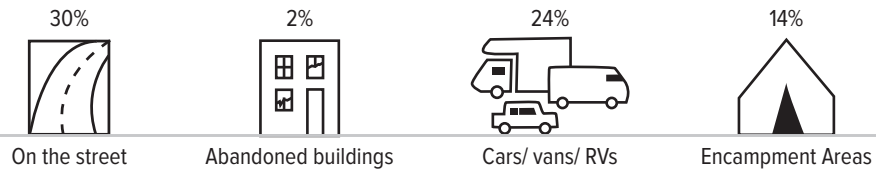
HOMELESS CENSUS FOUR-YEAR TREND



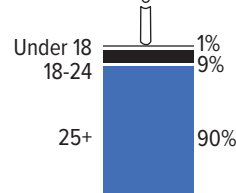
SHELTERED INCLUDES:



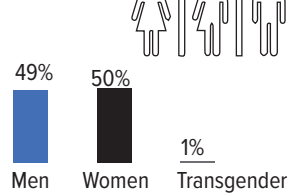
UNSHELTERED INCLUDES:



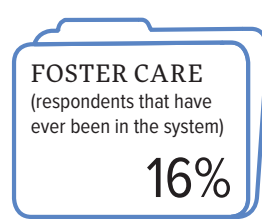
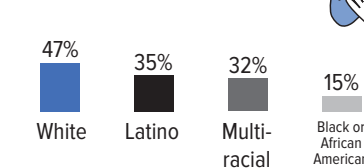
AGE



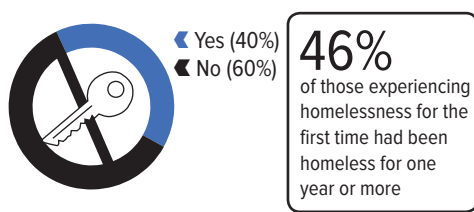
GENDER



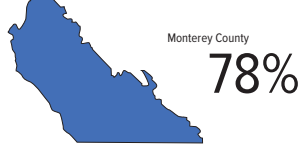
RACE/ETHNICITY (TOP 4 RESPONSES)



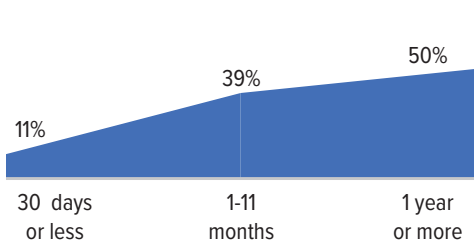
FIRST TIME HOMELESSNESS



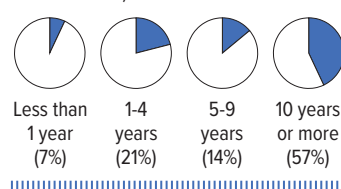
RESIDENCE AT TIME OF HOMELESSNESS



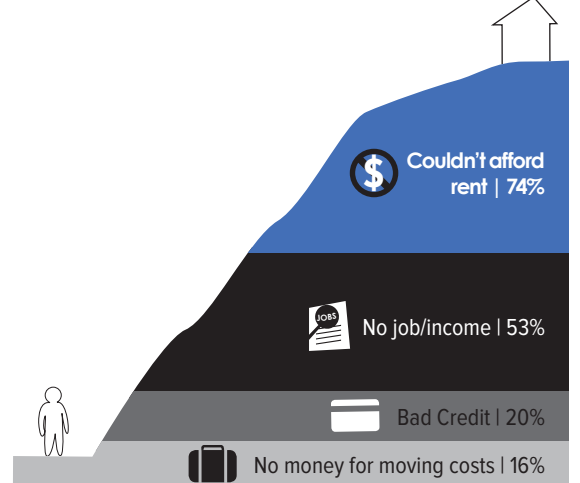
DURATION OF HOMELESSNESS



LENGTH OF TIME IN MONTEREY COUNTY (of those living in Monterey County at time of homelessness)



OBSTACLES TO OBTAINING PERMANENT HOUSING



What is a health condition?

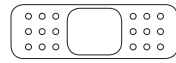
A health condition is defined here as a physical disability, mental illness, chronic depression, alcohol or drug abuse, chronic health problems, HIV/AIDS, Post-traumatic Stress Disorder (PTSD), or a developmental disability.

55%
of survey respondents reported a health condition.

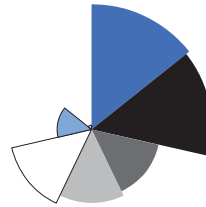


HEALTH CONDITIONS

- Drug or alcohol abuse (29%)
- Psychiatric or emotional conditions (28%)
- Physical disability (16%)
- Post-Traumatic Stress Disorder (PTSD) (17%)
- Chronic health problems (19%)
- Traumatic brain injury (8%)
- AIDS/HIV related (1%)

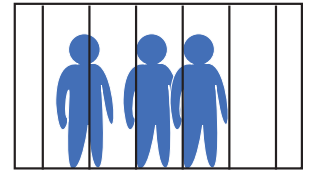


Note: Multiple response question, numbers will not total to 100%.



INCARCERATION

23%
spent at least 1 or more nights in jail or prison in the past 12 months.



INCOME

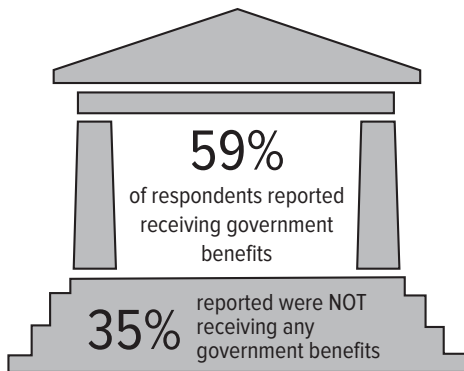


is the amount that 57% of respondents reported as their total monthly income.

81%
of survey respondents said YES when asked if they would want safe, affordable permanent housing were it available.

YES!

SERVICES AND ASSISTANCE



Reasons for NOT receiving government services
(Top 3 Responses)



Don't think you are eligible




Don't want government assistance



Never applied

Services/assistance currently being utilized
(Top 3 Responses)



Free meals



Shelter day services



Transitional housing

SUBPOPULATION DATA



CHRONICALLY HOMELESS

603 Individuals



An adult with a disabling condition or a family with at least one adult member with a disabling condition who:

- » Has been continuously homeless for 1 year or more and/or;
- » Has experienced 4 or more episodes of homelessness within the past 3 years.



VETERANS

141 Individuals



Veterans are persons who have served on active duty in the Armed Forces of the United States. This does not include inactive military reserves or the National Guard unless the person was called up to active duty.



FAMILIES

117 Families with 343 Family Members



A household with at least one adult member (persons 18 or older) and at least one child member (persons under 18).



UNACCOMPANIED CHILDREN

50 Individuals



"Unaccompanied Children" are children under the age of 18 who are homeless and living independent of a parent or legal guardian.



TRANSITION-AGE YOUTH

220 Individuals



Homeless youth are defined as individuals between the ages of 18 and 24 years old.

SUMMARY

These data provide a snapshot of those experiencing homelessness in Monterey County on January 28, 2015. It provides a basic estimation of the number and characteristics of those experiencing homelessness on any given night in order to inform future service planning and provisioning efforts.

Source: Applied Survey Research. (2015). Monterey County Homeless Census & Survey. Watsonville, CA. For more detail or to view the comprehensive report, please visit www.appliedsurveyresearch.org.